

Shri Mohatadevi Shikshan Sanstha, Aurangabad.

PRAGATI MAHAVIDYALAYA

Sawkheda, Tq. Sillod, Dist. Aurangabad.

Affiliated to: S.N.D.T. Women's University, Mumbai

College Code: 442 Exam. Center Code: 291

Website: www.pragatisawkheda.co.in

Email: pragatiiqac2016@gmail.com, pragatimahavidyalaya442@gmail.com

Contact: 9822021784, 8888611717

Mrs. Kaveri Palkar
President

Mrs. Archana Mukhekar
Secretary

Dr. Varsha Phalke
Principal

Ref No.: PMS/2024-2025/—

Date: —/—/20—



Course Outcomes

Semester II

Major (Core)

Course Title: *Introduction to Textiles*

Course Credits: 4

After going through the course, learners were able to:

- Develop and examine the fundamental properties of textiles, including fiber types, yarn structures, fabric constructions, and finishing techniques.
- Explore the various stages of textile manufacturing processes, from fiber production to fabric finishing.
- Demonstrate the ability to select appropriate textile materials based on performance requirements, aesthetics, and sustainability considerations.
- Foster a mindset of continuous learning and adaptation to evolving trends and technologies within the textile sector.

Module 1: Textile Fibers

Learning Outcomes

After learning the module, learners were able to:

- Develop the ability to identify and classify various types of textile fibers based on their natural or synthetic origin.
- Acquire knowledge of different types of looms, including hand looms and power looms, and understand their respective mechanisms and operations.

PRINCIPAL

Pragati Mahavidyalaya
Sawkheda, Tq. Sillod,
Dist. Chhatrapati Sambhajnagar



Module 2: Woven Fabric Construction

Learning Outcomes

After learning the module, learners were able to:

- Identify the key characteristics and differences between woven, knitted, and nonwoven fabrics.
- Develop a comprehensive understanding of woven fabric construction methods, including plain weave, twill weave, and satin weave structures. **Module 3: Preparatory Processes**

Learning Outcomes

After learning the module, learners were able to:


- Recognize how variations in preparatory techniques and parameters influenced the properties of fibers, yarns, and fabrics.
- Develop proficiency in quality control methods and techniques to monitor and assess the effectiveness of preparatory processes.

Module 4: DYEING

Learning Outcomes

After learning the module, learners were able to:

- Develop a comprehensive knowledge of dyeing principles, including dye types, dyeing methods, and color theory.
- Explore the end uses of dyed textiles in apparel applications, including garments, accessories, and decorative textiles.


PRINCIPAL
Pragati Mahavidyalaya
Sawkheda, Tq. Silod,
Dist. Chhatrapati Sambhajnagar



Course Outcomes

Semester II

Major (Core)

Course Title: *Art Appreciation (Theory/Practical)*

After going through the course, learners were able to:

- Demonstrate knowledge of art elements and principles of design.
- Analyze the origin of Indian culture in terms of different art forms and their integration.
- Evaluate selected artworks using the terminology and iconography of art.
- Appreciate the developments of art, culture, and their influence on society.

Module 1 (Credit 1): Indian Art and History

Learning Outcomes

After learning the module, learners were able to:


- Enhance their artistic and aesthetic sensibilities.
- Recognize various art forms and appreciate the beauty in different art styles.

Module 2 (Credit 1): Indian Culture and Other Art Forms

Learning Outcomes

After learning the module, learners were able to:

- Apply art terminology in different methods of art forms such as painting and handicrafts.
- Acquire knowledge of state-wise handicrafts and enhance their artistic skills.


PRINCIPAL
Pragati Mahavidyalaya
Sawkheda, Tq. Sillod,
Dist. Chhatrapati Sambhaji Nagar



Course Outcomes

Semester II

Vocational Skill Component (VSC)

Course Title: *Embroideries*

Course Credits: 2

After going through the course, learners were able to:

- Explore the tools and techniques of embroideries.
- Acquire technical skills in embroidery.
- Recognize contemporary and traditional approaches to embroidery design.
- Apply appropriate design principles, methods, and techniques in practical applications.

Module 1 (Credit 1): Basics of Embroidery

Learning Outcomes

After learning the module, learners were able to:


- Identify and select various embroidery materials, including fabrics and threads, based on their suitability for different embroidery techniques.
- Appreciate the historical significance of various embroidery styles and techniques.

Module 2 (Credit 1): Indian Traditional Embroidery

Learning Outcomes

After learning the module, learners were able to:

1. Recognize the creative art of embroidery and its application in apparel design.
2. Acquire knowledge of the history and cultural significance of selected Indian embroidery techniques.


PRINCIPAL
Pragati Mahavidyalaya
Sawkheda, Tq. Sillod,
Dist. Chhatrapati Sambhajinagar



Semester II

Skill Enhancement Course (SEC)

Course Title: *Print Development*

Course Credits: 2

Course Outcomes

After going through the course, learners were able to:

- Explore different styles and methods involved in printing textiles.
- Identify the correct method and style for printing textiles.
- Recognize the differences between different kinds of prints.
- Apply printing methods on different types of fabric.

Module 1 (Credit 1): Traditional Prints

Learning Outcomes

After learning the module, learners were able to:

- Apply techniques for printing on fabrics with different designs.
- Develop various patterns in printing.

Module 2 (Credit 1): Surface Design of Fabric

Learning Outcomes

After learning the module, learners were able to:

- Analyze dyeing methods on fabrics.
- Create various patterns with dyeing techniques.

Varshu
PRINCIPAL
Pragati Mahavidyalaya
Sawkheda, Tq. Sillod,
Dist. Chhatrapati Sambhajinagar



Semester II

Skill Enhancement Course (SEC)

Course Title: *Print Development*

Course Credits: 2

Course Outcomes

After going through the course, learners were able to:

- Explore different styles and methods involved in printing textiles.
- Identify the correct method and style for printing textiles.
- Recognize the differences between different kinds of prints.
- Apply printing methods on different types of fabric.

Module 1 (Credit 1): Traditional Prints

Learning Outcomes

After learning the module, learners were able to:

- Apply techniques for printing on fabrics with different designs.
- Develop various patterns in printing.

Module 2 (Credit 1): Surface Design of Fabric

Learning Outcomes

After learning the module, learners were able to:

- Analyze dyeing methods on fabrics.
- Create various patterns with dyeing techniques.

Varsha
PRINCIPAL
Pragati Mahavidyalaya
Sawkheda, Tq. Sillod,
Dist. Chhatrapati Sambhaji Nagar



Semester II

Ability Enhancement Course (AEC)

Course Title: *Communication Skill – 2*

Course Credits: 2

Course Outcomes

After going through the course, learners were able to:

- Understand the basic concepts of developing communication skills.
- Communicate effectively in English using appropriate body language and correct vocabulary and grammar in both organized and social contexts.

Module 1 (Credit 1): Reading and Writing Skills

Learning Outcomes

After learning the module, learners were able to:

- Recognize the barriers in reading and explore ways to navigate them.
- Comprehend and analyze different content from magazines and newspapers.

Module 2 (Credit 1): Body Language and Self-Introduction

Learning Outcomes

After learning the module, learners were able to:

- Discover the power of tone and body language.
- Correspond effectively using various types of writing such as letters, memos, etc.

Varshu
PRINCIPAL
Pragati Mahavidyalaya
Sawkheda, Tq. Sillod,
Dist. Chhatrapati Sambhajinagar



Semester II

Vocational Elective Course (VEC)

Course Title: CAD – I

Course Credits: 2

Course Outcomes

After going through the course, learners were able to:

- Recognize and explain the differences between vector and raster graphic software and their applications in fashion design.
- Develop proficiency in using raster graphics software to create and represent fashion design concepts.
- Acquire knowledge in image editing tools to modify, enhance, and manipulate digital images for design projects.
- Execute digital techniques such as layering, masking, and color correction to produce polished design visuals.

Module 1 (Credit 1): Introduction of the Software

Learning Outcomes

After learning the module, learners were able to:


- Apply knowledge of raster-based software to create layouts, designs, and perform image editing for fashion design.
- Develop skills in using raster graphics tools to create and represent fashion design concepts.

Module 2 (Credit 1): Manipulation and Digital Fashion Sketch Creation

Learning Outcomes

After learning the module, learners were able to:

- Recognize skills to develop digital fashion illustrations.
- Acquire knowledge to create motifs, and render patterns and textures on the digital sketch.


PRINCIPAL

Pragati Mahavidyalaya
Sawkheda, Tq. Sillod,
Dist. Chhatrapati Sambhajinagar